



ERMAKSAN
METAL FABRICATING MACHINERY

innovative technologies.

Heavy Duty

Press Brake.





ERMAKSAN

METAL FABRICATING MACHINERY

innovative technologies.

www.ermaksan.com.tr

Ermaksan, after half a century, is moving confidently into the future

Ermaksan is proudly leaving 48 years of bright history behind and becoming, with its R & D and technological investments, one of the World leaders in its field with an innovative perspective for the 21st Century.

Ermaksan is a pioneer in the industry with strong R & D, an 80,000m² modern production facility, a highly qualified team of 700 staff, manufacturing high quality, high-tech machinery for the sheet metal processing sector.

Our factory is equipped with the latest technology and precision CNC machines, under the supervision of expert engineers, it is able to manufacture 3,000 units of sheet metal processing machines annually. Ermaksan are one of the Worlds' leading companies in the industry and Ermaksan machines are represented by exclusive dealers with strong technical support in 70 countries.

Ermaksan manufactures and designs high technology, value added, environmentally friendly and energy efficient machines by continually following new trends and customer expectations, using resources efficiently and effectively moving forward confidently towards sustainable growth.

High Technology
CNC Machines
manufactured by
Ermaksan;

- New Generation Fiber Lasers
- CO₂ Lasers
- Press Brakes
- Servo Motorized Hybrid Press Brakes
- Plasma Cutting Machines
- Punch Presses
- Shear Cutters
- Ironworkers




HEAVY DUTY PRESS BRAKE

ERMAKSAN's reliability, superior product quality, high production technology meets the needs of an ever-changing world market also keeps providing developing technologies as flexible solutions to the customers every day.

ERMAKSAN Heavy Duty Press Brakes meets the needs of all sectors engaged in the production of heavy machinery industry such as transportation, wind turbines, power plants, defense industry.

ERMAKSAN Heavy Duty Press Brakes eliminates labor and time losses while providing flexible solutions to all the needs of the industry.



Speed-Bend 7100 x 1500 TN

Rigid structure.
Processed with high precision, dynamic and static rigidity provided strong body.


DA-66T controller.
High-resolution 17" 3D color touch LCD controller.

The right choice for a deeper and more powerful bends;

ERMAKSAN Heavy Duty Press Brakes allows you to work with the maximum capacity of your organization, and puts an end to time-consuming.

Dynamic Crowning.
Dynamic crowning offers a fully automated real-time crowning system while bending thick material.

Special top and bottom tools depend on demand.



Speed-Bend 3T 12300 x 1500 TN

Rigid structure.
Processed with high precision,
dynamic and static rigidity provided strong body.

Mobile control unit.

Dynamic Crowning.
Dynamic crowning offers a fully automated real-time crowning
system while bending thick material.

Special top and bottom tools depend on demand.



Speed-Bend 14800 x 1500 TN production line.



High precision CNC machining center 28 000 mm processing capacity in one piece.



Speed-Bend 14800 x 1500 TN and the project crew.



1500 TN machine cylinder.

Solutions for heavy duty bends

- Perfect configuration for heavy duty bending works.
- Exact result on deep and full-length bending.
- Constant accuracy with dynamic crowning system.
- Long-lasting heavy duty rigid structure.
- Easy to use and training.

Solutions for heavy duty bends;

ERMAKSAN Heavy Duty Press Brakes with its standard specifications can handle to work deeper and longer plates with maximum accuracy and quality.



Special top and bottom tools depend on demand.

General features

- Chrome covered cylinders are machined with 0.001 mm precision and pistons are specially stiffened.
- Front support arms are slideable along machine length and easy to adjust.
- Compact and world wide recognized HOERBIGER hydraulics are produced according to CE standards.
- Two photocells on sides for rear guard.
- Fast tool tightening.
- Optic linear scales are sensitive up to 0.001 mm.
- Hanged and mobile control unit on a pendant arm allows the operator to work with a wide-angle.
- HEIDENHAIN and GIVI MISURE linear scales.
- Scaled in metric, height adjustable front support arms.
- SIEMENS electrical system.
- Synchronized working cylinders will give you the best bending result with its perfect repeatability ratio.
- 2 axis ultra strong back gauging system (X=800 and R), with 0.01 mm repeatability, moves along rails and ball screw, bending length controlled by CNC controller, foldable back gauge fingers for reverse bending applications.
- 2 axis (X, R), 4 axis (X, R, Z₁, Z₂), 6 axes (X₁, X₂, R₁, R₂, Z₁, Z₂,) back gauge options with servo motors.
- Possible to upgrade the choice of optional equipment with different controller options.
- Automatic axis referencing when machine is turned on.
- Side guards are standardized according to CE standards.
- User-friendly, ergonomic, mobile control unit designed for tandem applications.



610 mm throat depth.



Special top and bottom tools depend on demand.

Perfect design in every aspect;

ERMAKSAN improves its reliability every day by working with highly educated engineers and by using the latest technology in rapidly developing sheet metal industry.

1500 TN machine cylinder.

Speed-Bend 14800 x 1500 TN

Rigid structure.
Processed with high precision, dynamic and static rigidity provided strong body.

Easily moveable controller unit.

Side guard.


DA-66T controller.
High-resolution 17" 3D color touch LCD controller.

Special top and bottom tools depend on demand.

Sliding front support arms.
Scaled in metric, height adjustable front support arms.

Strengthened back gauge fingers.

Dynamic Crowning.
Dynamic crowning offers a fully automated real-time crowning system while bending thick material.



No sheet plate can stand this power

- Deeper Bends
- More Powerful Bends
- Wider Bends



Mobile control unit.
User-friendly, ergonomic, mobile control unit designed for tandem applications.

- High quality and repetitive bending is obtained by using synchronized cylinders and valves.
- Automatic axis referencing and calibrating at very first time when machine is turned on.
- All ERMAKSAN machines are designed by using SOLID WORKS 3D programming and made by enhanced ST44-1 quality steel with the latest technology.
- The rigid top beam working by 12 slide surface and on 8-point bearing blocks, with 0.01 mm bending accuracy.
- World wide recognized long lasting, stiffened, precise top and bottom tools.
- Silent high pressure pump.



Speed-Bend 4T 14400 x 1400 TN

Mobile control unit.


Special top and bottom tools depend on demand.



AP3 / AP4 front sheet support arms.



Special top and bottom tools depend on demand.



1500 TN machine cylinder.

Rigid structure.
Processed with high precision,
dynamic and static rigidity provided strong body.

Speed-Bend 10100 x 1500 TN

No sheet plate can stand this power;


Heavy Duty Press Brakes
an excellent machine with
superior performance
and deep bending capacity
to be used for years.

VERMAK

SPEED-BEND 10100 x 1500 TN

Sliding front support arms.
Scaled in metric, height adjustable front support arms.

Dynamic Crowning.
Dynamic crowning offers a fully automated real-time crowning
system while bending thick material.



Rigid structure.
Processed with high precision, dynamic and static rigidity provided strong body.

Speed-Bend 10100 x 1500 TN

Perfect configuration with 6 axes back gauge;

Make your heavy duty bending perfect thanks to variable, customized and easy to use back gauge configurations.

SICK M 2000 rear light guard.
CE standards safety protections help you work in safer conditions.

Strengthened back gauge fingers.

6 axes (Y₁, Y₂, X₁, X₂, R₁, R₂) servo motorized back gauge.
Backgauge positioning with 0.05 mm accuracy.



Speed-Bend 3100 x 800 TN

Easily moveable controller unit.

ER90.
Professional solutions with 3D controllers.

Foot pedal.
Double foot pedal helps you bend your parts automatically and easily.

Rigid structure.
Processed with high precision, dynamic and static rigidity provided strong body.

Speed-Bend 4500 x 1000 TN

Top clamping promecam.
Promecam type top clampings can easily be put on and off.

AP3 / AP4 front sheet support arms.
CNC controlled support arms reduces your bending time significantly and is a great help for perfect bending.



Heavy type 6 axes (Y₁, Y₂, X₁, X₂, R₁, R₂) servo motorized back gauge.



Special top and bottom tools depend on demand.



Special top and bottom tools depend on demand.



Standard Controller

Cybelec
ModEva 12S

General Specifications

- Windows XP operating system.
- Large-key keyboard (mechanical movement) and integrated track sensor.
- 6 topics-sensitive function keys.
- TFT 12" high-resolution colour display.
- 1GB memory.
- Integrated 3,5" floppy-disk (optional CD-ROM, LS 120, or others).
- Printer output and 2 x RS232 ports.
- Error messages.
- Standard PC 1200 computer simulation programme.
- Ethernet RJ45 and 2 x USB ports.
- VGA display output.
- Change Inch/mm, TON/TONS, etc..
- Speed, stop time and top plate measurement leaking.
- CE safety loops management.
- Security and interactive broadcasting of usual posts.
- Can be configured up to 16 axes.
- Laser angle measurement.
- Motorized front support system.
- Tandem working.
- Dynamik crowning.
- Integrated Mouse.



Delem
DA-66T

General Specifications

- 2D graphical touch screen programming mode.
 - 3D visualisation in simulation and production.
 - 17" high resolution colour TFT.
 - Full Windows application suite.
 - Delem Modusys compatibility. (module scalability and adaptivity)
 - USB, peripheral interfacing.
 - Open system architecture.
 - User specific application support within the controllers multitasking environment.
 - Sensor bending & correction interface.
 - Full touch screen control. (IR-touch)
 - Storage capacity 256 MB.
 - 3D graphics acceleration.
 - Standard Windows® networking.
 - Emergency switch.
 - Integrated OEM-panel.
 - USB flash memory drive.
- Programming:**
- Alphanumeric product naming.
 - Real-scale product programming and visualisation.
 - Automatic bend sequence calculation.
 - Easy graphical bend sequence swap and move.
 - Hemmed products programming.
 - One page programming table.
- Standard:**
- Colour LCD display.
 - 17" TFT, high brightness.
 - 1280 x 1024 pixels, 32 bit colour.



Ermak

ER-90

General Specifications

- General Specifications
- Windows-style operating system.
- 2D and 3D programming.
- 3-D drawing feature.
- 2D DXF import feature.
- Automatic bending sequence search and collision control.
- 17 "LCD touch-screen that facilitates sights of machine body, mould, back gauge, side protection guards, and components .
- Changeable color display unit (buttons, machine color, background color, color patterns, the background).
- Multi-functional alpha numeric keyboard.
- External attachment possibility of keyboard and mouse.
- Angle measurement and control through IMG 100 system.
- Enabling Tandem type operational applicati on.
- Dynamic crowning.
- Remote access.
- Application of digital protractor.
- Motorized front-support system.
- Configuration that can be made up to 16 axes.
- Error message display.
- Inch / mm, t / ustons unit alterations.



Equipment Specifications:

- CPU card: Standard ETX module, Pentium M1.1 GHz, 512 MB DDR RAM.
- Monitor: Color LCD 17 "SVGA, touch screen.
- HDD: 80 GB. (200,000 programs and tools capacity)
- Serial Ports: COM1: RS232, COM2: RS422/RS232
- USB: 3 pieces 2.0
- Netcard: along with TCP / IP protocol, 10-100 based Ethernet.
- Wi-Fi adapter sold separately.
- VGA display output.

ERMAK CAD/CAM Bending Simulation Software:

- For ERMAKSAN press brakes CAD / CAM sheet metal bending simulation. ER90 PC (Windows 98SE / ME / NT4 / 2000 / XP)
- Language Options: English, Spanish, Turkish, Dutch, French, German, Italian, Japanese, Polish, Portuguese, Russian, Finnish, Czech, Chinese.

- Ability to work with different measurement systems.
- Contextual online support.
- Material management.

Configuration Program: EBS (Ermak Bending Simulator) Optional:

- 3D DXF / DWG part import.
- IGES / STEP, metal designer solid model import.
- Automatic tool selection according to part characteristics.
- Segmented tool management.
- Parts and tools inventory.
- Default installation or registration of the tool.
- Advanced manual machine tool functions.
- Display of measurements during part opening simulation.



Fiessler Akas LCIIIM Protection System (O)



DSP Laser Protection System (O)



CNC Motorised Crowning System (S)
CNC crowning system that communicates with the CNC controller, performs crowning automatically and enables the part to be at even bending angle at any given point.




Pneumatic Tool Clamping System (O)
Pneumatic tool clamping systems press and center the tools automatically with the help of the pressurized air. These are perfect solutions to shorten the setup timing and for automated press brakes.



Laser Safe (O)
Laser safe that is produced specifically for press brakes that is the leader among safety systems. Laser safe keeps the operator's safety at the top level.



SICK Light Barrier (O)



Hydraulic Tool Clamping System (O)
Hydraulic tool clamping systems clamp, correct and center the tools, with the help of the hydraulic automatically without need for air. These are perfect solutions to shorten the setup timing and for automated press brakes.



Wila Tool Clamping System (O)



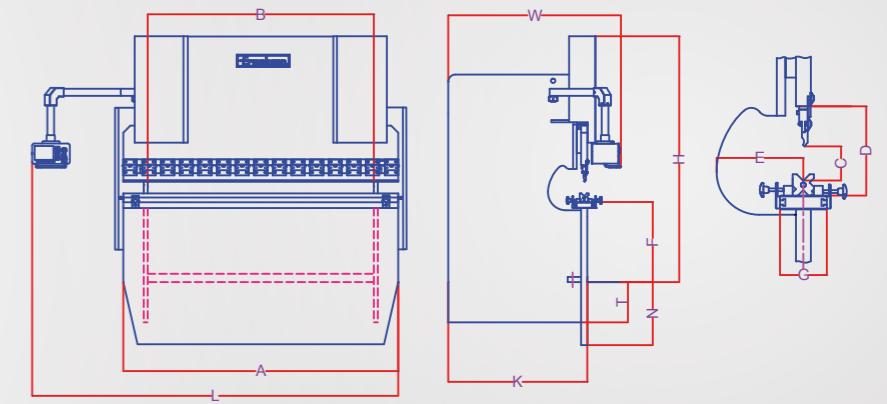
SICK M 2000 Rear Light Guard (S)
CE standards safety protections help you work in safer conditions.



IMG 100 laser Safe and Angle Measurement System (O)
Laser Finger Protection helps you save time with easy installation.
- Angle Measurement can be used with ER-90.

HEAVY DUTY PRESS BRAKE

Heavy Duty Technical Features



TYPE	Bending Length	Bending Power	Distance Between Columns	Y Rapid Speed	Y Working Speed *	Y Return Speed	Crowning	Travel in X Axis	Speed of X Axis	Travel in R Axis	Speed of R Axis	Backguage Finger Blocks	Number of Sheet Support	Oil Capacity	Motor Power	Stroke	Daylight	Throat Depth	Table Height	Table Width	Length	Height	Width	Weight	Optional							
	A	B						C	D	E	F														G	L	H	W		Speed of Travel X1, X2 Axis	Speed of Travel R1, R2 Axis	Speed of Travel Z1, Z2 Axis
	mm	Ton	mm	mm/s	mm/s	mm/s		Standard	mm	mm/s	mm														mm/s	Amount	Amount	lt.	kW	mm	mm	mm
SB 4100-1000	4100	1000	3100	70	6	70	Motorized	1000	500	250	350	2	2	1000	45	510	900	610	800	400	5500	4500	3450	57400	500	350	1000					
SB 4100-1250	4100	1250	3000	70	6	80	Motorized	1000	500	250	350	2	2	1200	55	510	1000	610	800	440	5900	4600	3500	77670	500	350	1000					
SB 4100-1500	4100	1500	2900	70	5.5	80	Motorized	1000	500	250	350	2	2	1500	75	610	1100	610	800	480	5900	5000	3700	92070	500	350	1000					
SB 6100-1000	6100	1000	5100	70	6	50	Motorized	1000	500	250	350	4	4	1000	45	510	900	610	800	340	7900	4350	3250	72320	500	350	1000					
SB 6100-1250	6100	1250	5000	70	6	55	Motorized	1000	500	250	350	4	4	1200	55	510	1000	610	800	380	7900	4800	3400	93720	500	350	1000					
SB 6100-1500	6100	1500	4900	70	5.5	55	Motorized	1000	500	250	350	4	4	1500	75	610	1100	610	800	400	7900	5000	3700	106630	500	350	1000					
SB 7100-1000	7100	1000	6100	70	6	50	Motorized	1000	500	250	350	4	4	1000	45	510	900	610	800	320	8500	4400	3250	85070	500	350	1000					
SB 7100-1250	7100	1250	6000	70	6	55	Motorized	1000	500	250	350	4	4	1200	55	510	1000	610	800	360	8500	5000	3400	107270	500	350	1000					
SB 7100-1500	7100	1500	5900	70	5.5	55	Motorized	1000	500	250	350	4	4	1500	75	610	1100	610	800	400	8500	5100	3700	128000	500	350	1000					
SB 8100-1000	8100	1000	7100	70	6	50	Motorized	1000	500	250	350	4	4	1000	45	510	900	610	800	280	9650	4500	3250	96640	500	350	1000					
SB 8100-1250	8100	1250	7000	70	6	55	Motorized	1000	500	250	350	4	4	1200	55	510	1000	610	800	320	9650	5200	3400	121860	500	350	1000					
SB 8100-1500	8100	1500	6500	70	5.5	55	Motorized	1000	500	250	350	4	4	1500	75	610	1100	610	800	360	9650	5200	3700	136110	500	350	1000					
SB 8100-2000	8100	2000	6100	70	5.4	60	Motorized	1000	500	250	350	4	4	2000	2 x 45	800	1300	610	750	400	9500	5600	4350	210000	500	350	1000					
SB 8100-2500	8100	2500	6100	70	5.2	60	Motorized	1000	500	250	350	4	4	2500	2 x 55	800	1300	610	750	440	9600	5700	4700	277000	500	350	1000					
SB 8100-3000	8100	3000	6100	70	5.2	60	Motorized	1000	500	250	350	4	4	3000	2 x 75	800	1300	610	750	480	9700	5900	4700	320000	500	350	1000					
SB 10500-1250	10500	1250	9100	80	8	70	Hydr.Comp	1250	500	300	350	2	8	2x1200	2 x 45	610	850	610	900	300	12400	6000	4000	225000	500	350	1000					
SB 14200-1500	14200	1500	12800	60	6.7	45	Hydr.Comp	1000	500	250	350	2	8	2x1200	2 x 55	610	1000	610	800	420	16800	5900	4350	297750	500	350	1000					

Speed-Bend Tandem Technical Features

T 2x6100-1000	12200	2000	2x5100	70	6	50	2xMotorized	1000	500	250	350	2x4	2x4	2x1000	2x45	510	900	610	800	340	2x7900	4350	3250	2x72320	500	350	1000
T 2x6100-1250	12200	2500	2x5000	70	6	55	2xMotorized	1000	500	250	350	2x4	2x4	2x1200	2x55	510	1000	610	800	380	2x7900	4800	3400	2x93720	500	350	1000
T 2x6100-1500	12200	3000	2x4900	70	5.5	55	2xMotorized	1000	500	250	350	2x4	2x4	2x1500	2x75	610	1100	610	800	400	2x7900	5000	3700	2x106630	500	350	1000
T 2x7100-1000	14200	2000	2x6100	70	6	50	2xMotorized	1000	500	250	350	2x4	2x4	2x1000	2x45	510	900	610	800	320	2x8500	4400	3250	2x85070	500	350	1000
T 2x7100-1250	14200	2500	2x6000	70	6	55	2xMotorized	1000	500	250	350	2x4	2x4	2x1200	2x55	510	1000	610	800	360	2x8500	5000	3400	2x107270	500	350	1000
T 2x7100-1500	14200	3000	2x5900	70	5.5	55	2xMotorized	1000	500	250	350	2x4	2x4	2x1500	2x75	610	1100	610	800	400	2x8500	5100	3700	2x128000	500	350	1000
T 2x8100-1000	16200	2000	2x7100	70	6	50	2xMotorized	1000	500	250	350	2x4	2x4	2x1000	2x45	510	900	610	800	280	2x9650	4500	3250	2x96640	500	350	1000
T 2x8100-1250	16200	2500	2x7000	70	6	55	2xMotorized	1000	500	250	350	2x4	2x4	2x1200	2x55	510	1000	610	800	320	2x9650	5200	3400	2x121860	500	350	1000
T 2x8100-1500	16200	3000	2x6500	70	5.5	55	2xMotorized	1000	500	250	350	2x4	2x4	2x1500	2x75	610	1100	610	800	360	2x9650	5200	3700	2x136110	500	350	1000
T 2x8100-2000	16200	4000	2x6100	70	5.4	60	2xMotorized	1000	500	250	350	2x4	2x4	2x2000	2x(2 x 45)	800	1300	610	750	400	2x9500	5600	4350	2x210000	500	350	1000
T 2x8100-2500	16200	5000	2x6100	70	5.2	60	2xMotorized	1000	500	250	350	2x4	2x4	2x2500	2x(2 x 55)	800	1300	610	750	440	2x9600	5700	4700	2x277000	500	350	1000
T 2x8100-3000	16200	6000	2x6100	70	5.2	60	2xMotorized	1000	500	250	350	2x4	2x4	2x3000	2x(2 x 75)	800	1300	610	750	480	2x9700	5900	4700	2x320000	500	350	1000
3T 3x8100-1500	24300	4500	3x6500	70	5.5	55	3xHydr.Comp	1000	500	250	350	3x4	3x4	3x1500	3x75	610	1100	610	800	360	3x9650	5200	3700	3x160000	500	350	1000
3T 3x8100-2000	24300	6000	3x6100	70	5.4	60	3xHydr.Comp	1000	500	250	350	3x4	3x4	3x2000	3x(2 x 45)	800	1300	610	750	400	3x9500	5600	4350	3x240000	500	350	1000
3T 3x8100-3000	24300	9000	3x6100	70	5.2	60	3xHydr.Comp	1000	500	250	350	3x4	3x4	3x3000	3x(2 x 75)	800	1300	610	750	480	3x9700	5900	4700	3x360000	500	350	1000
4T 4x6100-1000	24400	4000	4x5100	70	6	50	4xHydr.Comp	1000	500	250	350	4x4	4x4	4x1000	4x45	510	900	610	800	340	4x7900	4350	3250	4x79400	500	350	1000
4T 4x6100-1250	24400	5000	4x5000	70	6	55	4xHydr.Comp	1000	500	250	350	4x4	4x4	4x1200	4x55	510	1000	610	800	380	4x7900	4800	3400	4x104720	500	350	1000
4T 4x6100-1500	24400	6000	4x4900	70	5.5	55	4xHydr.Comp	1000	500	250	350	4x4	4x4	4x1500	4x75	610	1100	610	800	400	4x7900	5000	3700	4x122630	500	350	1000
4T 4x8100-1500	32400	6000	4x6500	70	5.5	55	4xHydr.Comp	1000	500	250	350	4x4	4x4	4x1500	4x75	610	1100	610	800	360	4x9650	5200	3700	4x160000	500	350	1000
4T 4x8100-2000	32400	8000	4x6100	70	5.4	60	4xHydr.Comp	1000	500	250	350	4x4	4x4	4x2000	4x(2 x 45)	800	1300	610	750	400	4x9500	5600	4350	4x240000	500	350	1000
4T 4x8100-3000	32400	12000	4x6100	70	5.2	60	4xHydr.Comp	1000	500	250	350	4x4	4x4	4x3000	4x(2 x 75)	800	1300	610	750	480	4x9700	5900	4700	4x360000	500	350	1000



ERMAKSAN

METAL FABRICATING MACHINERY

innovative technologies.



Organize Sanayi Bölgesi, Lacivert Cad. No:6 Nilüfer, Bursa / TÜRKİYE

T: +90 224 294 75 00 (pbx) F: +90 224 294 75 44

www.ermaksan.com.tr | sales@ermaksan.com.tr

[f /ermaksan.com.tr](https://www.facebook.com/ermaksan.com.tr) [t /ermaksanmachine](https://www.instagram.com/ermaksanmachine) [y /ErmaksanTV](https://www.youtube.com/channel/UC...)

